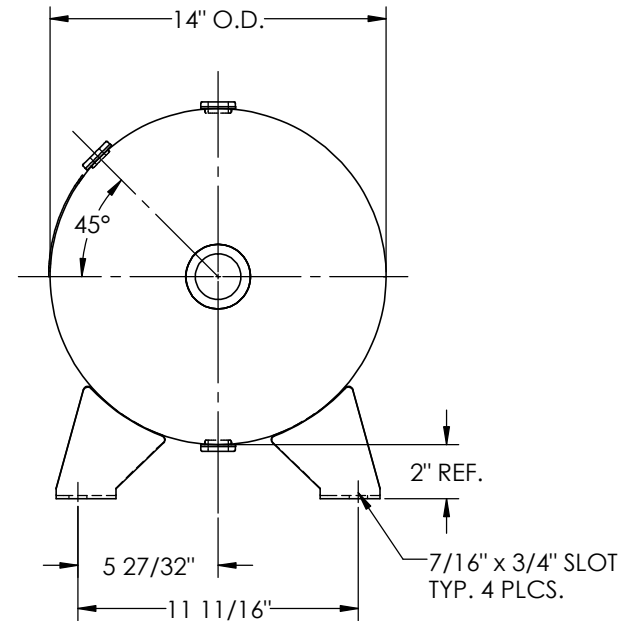
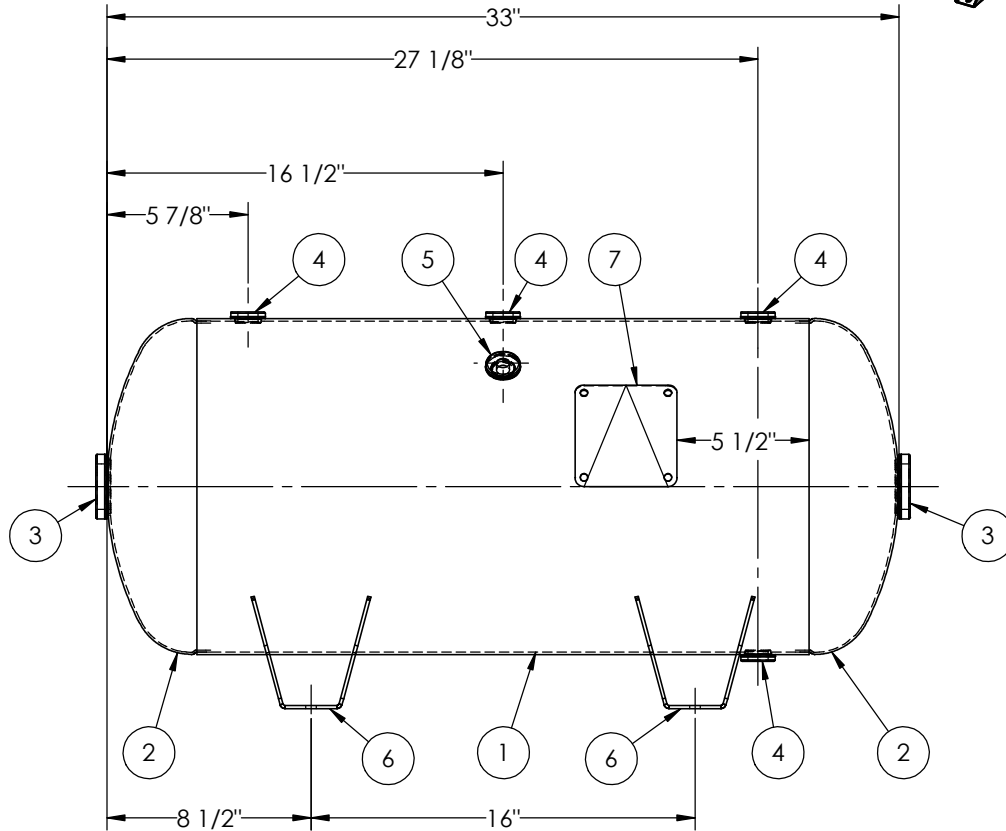
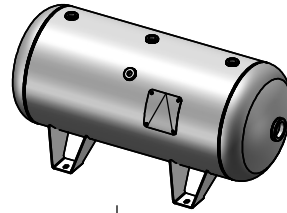




ITEM NO.	PART NO.	DESCRIPTION	QTY.
1	A302466-SL	SHELL LAYOUT FOR 14" O.D. TANK	1
2	H12081	.094 MIN. 14" O.D. 2:1 ELLIP. JOG. HEAD	2
3	F30315	1 1/2"-NPT FLAT FLANGE O-RING	2
4	F10250	1/2"-NPT FLAT FLANGE	4
5	F31826	1/4"-NPT FLAT FLANGE	1
6	A55819	FOOT WING FOR 16" TANK	4
7	A20910	ASME DATA PLATE	1



NOTES:

RELEASED FOR PRODUCTION
Q.C. _____ DATE _____

SPECIFICATIONS	
O.D. 14 LGTH. 33	MAWP 200 PSI @ 400°F
WT. 60 LBS.	
S.A. 10.7 SQ.FT.	
GAL. 20 CU.FT.2.6 CRN: H5605.5123467890	
CODE: ASME Section VIII, Div.1, LATEST EDITION	W
STD. TOLERANCES: M-2461 (UNLESS OTHERWISE NOTED)	EXMT UG20(f) CORR ALW 0 SH 0 HD
	WELD DETAILS: M-1932

REVISIONS			
REV.	BY	DESCRIPTION	DATE
A	EGB		
B	TA		
C	BC		
D	KG		
E	RK		



HORIZONTAL AIR RECEIVER

DRAWN BY: EGB	DATE:
APPR. BY: EGB	DATE:
SCALE: NONE	DRWG NO. 302466